



**Letter of Attestation**

*LightLab hereby certifies that it has  
tested a*

Type B Low Intensity Fixed Obstacle Light  
Shanghai Nanhua Electronics Company Cat No. LS708.

*supplied by:*

Shanghai Nanhua Electronics Company  
Building 9, No.1755, Wenbei Rd.  
Jiading District  
Shanghai-201802

---

*Report Reference* : LightLab Test Report LL13795-R01

*Report Date* : 22nd July 2010

*The test data recorded in the report indicates the performance of the sample  
submitted for testing is in accordance with the requirements of :*

Table 6-3 of ICAO International Standards and Recommended Practices,  
Aerodromes, Annex 14, Volume 1, Fourth Edition – July 2004.

The sample was tested at 240 Vac.

---

Peter Lawrance  
Authorised Signatory  
LightLab

22nd July 2010



**LightLab**  
INTERNATIONAL

NATA Accreditation 2258



This document is issued in accordance with NATA's accreditation requirements. Accredited for compliance with ISO/IEC 17025. The results of the tests, calibrations and / or measurements included in this document are traceable to Australian / national standards.

Report of Test

LL13795-R01

NANHUA® 南华机电  
Nanhua Electronics Co., Ltd.

This test report was issued by LightLab without alterations or amendments

PAGE 1 OF 8

LightLab International  
50 Redcliffe Gardens Drive  
Clontarf, Queensland, 4019, Australia  
A.C.N. 079 575 367  
A.B.N. 68 079 575 367



Telephone +61 7 3283 7862  
Facsimile +61 7 3283 8751  
Email [lightlab@LSA.com.au](mailto:lightlab@LSA.com.au)  
Web Site [www.LSA.com.au](http://www.LSA.com.au)



**Test Report Number LL13795-R01**  
**This report supercedes Test Report LL13795**


**Client** Shanghai Nanhua Electronics Company

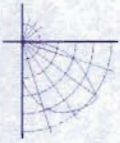
**Contact** Agatha Zeng

**Address** Building 9, No.1755, Wenbei Rd.  
Jiading District  
Shanghai-201802


**Device Tested** One LED Type B obstruction light, Cat No. LS708. The device comprises a cast aluminium, yellow painted housing supporting a red plastic cylinder (nominally 90mm diameter) embedded with LEDs. The LEDs are arranged in five staggered horizontal rows of 32 each; rows are spaced at 10mm intervals. LEDs are 5mm diameter cylindrical clear jacketed and emit red light, each projects 4mm nominally from the plastic cylinder.

Device markings: Nanhua LS708, Weatherproof Aviation Obstruction Light, AC110V - AC 240V 7W, [www.nanhua.com](http://www.nanhua.com)





**Test Report Number LL13795-R01**  
**This report supercedes Test Report LL13795**



机电  
O., Ltd.

N  
Nanhua Ele





**Test Report Number LL13795-R01**  
**This report supercedes Test Report LL13795**

**Nature of Tests** To determine the luminous intensity distribution and chromaticity coordinates of the device and its conformance to the requirements of applicable sections of the document: ICAO International Standards and Recommended Practices, Aerodromes, Annex 14, Volume 1 Fourth Edition - July 2004.

**Procedure** The device was operated in circuit at rated 240 Vac supply voltage from a stabilised ac source. The photometric output of the device was monitored until stability was achieved and then the tests performed.

The device was mounted on an A- $\alpha$  format goniophotometer with a photometric test distance of 4.0m. The device was tested with the upper surface of the housing horizontal and with the optical axis in the plane of the centre row of LEDs and intersecting the vertical median.

Photometric testing was conducted in accordance with the requirements of ICAO International Standards and Recommended Practices for Aerodromes, Annex 14, Volume 1 Fourth Edition - July 2004 Table 6-3. Luminous intensity values were recorded in two formats: (1) a coarse format with 10 degree steps in azimuth and from a 10 degree declination to a 50 degree elevation in 0.5 degree steps and (2) a fine format with 2 degree steps in azimuth and from a 4 degree inclination to a 12 degree inclination in elevation in 0.5 degree steps. The luminous intensity values were sampled with a V( $\lambda$ ) corrected silicon cell. Electrical parameters were recorded and are summarised in Table 1. The test results in this report have been compared with the specified limits listed in Table 6-3 of the Standard.

The spectral distribution was then sampled using a 256 pixel spectrometer from which the CIE tri-chromaticity coordinates were derived.

**Instruments Used** In the course of testing the following instruments were employed:  
LightLab Model A100 goniophotometer  
Keithley Model 486 Picoammeter  
Voltech PM100  
Extech 6210 stabilised ac source  
Photo Research PR670 spectrometer

**Sample Selection** The laboratory has not exercised control over the selection of samples to be tested. All testing is performed on the understanding that the significance of the report is limited to the extent to which the test sample is representative of production units.





**Test Report Number LL13795-R01**  
**This report supercedes Test Report LL13795**

**Conformance to Requirements**

(1) Colorimetric requirements – Meets requirements

Refer Table 4 of this report

(2) Flash rate – Meets requirements

Device emitted a steady light when energised

(3) Peak Intensity requirements – Meets requirements

Refer Table 3 of this report

(4) Vertical beam spread - Meets requirements

Refer Table 3 of this report

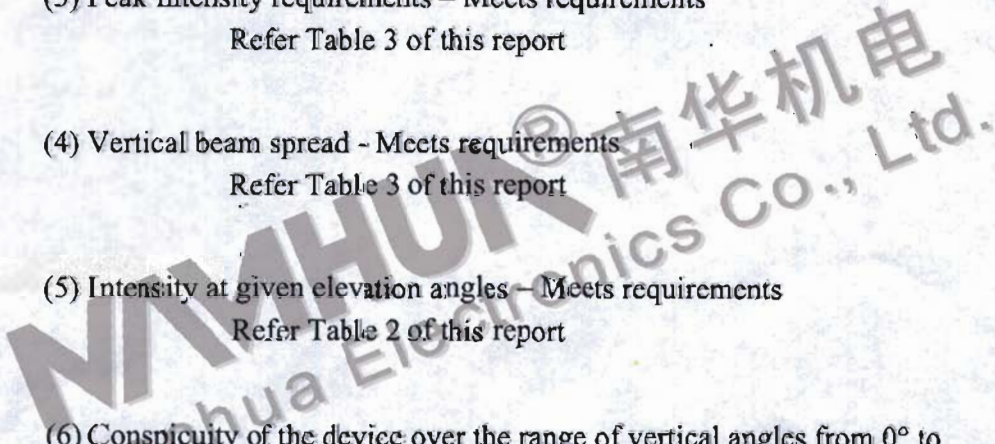
(5) Intensity at given elevation angles – Meets requirements


Refer Table 2 of this report

(6) Conspicuity of the device over the range of vertical angles from 0° to +50° - Meets requirements

Refer Diagram 2 of this report

In summary, the tested device meets the requirements for luminous intensity and colorimetry for a Type B Low Intensity Fixed Obstacle Light of Table 6-3 of ICAO International Standards and Recommended Practices, Aerodromes, Annex 14, Volume 1 Fourth Edition - July 2004.





**Test Report Number LL13795-R01**  
**This report supercedes Test Report LL13795**

Test Results

Supply/Environmental Measurements	Value
Supply current	104 mA
Supply voltage	240.0 Vac
Supply wattage	10.8 W
Ambient temperature	24.8 °C

Table 1

Luminous Intensity values at the +6 deg and +10 deg elevations				
Parameter	Measured value at elevation (cd)		Specified Limit (cd)	Result
	+6 deg	+10 deg		
Maximum luminous intensity	102.0	93.9	Not Specified	---
Minimum luminous intensity	78.3	66.8	$\geq 32$ cd	Pass
Mean luminous intensity	90.9	82.2	Not Specified	---

Table 2

Extent of beam and intensity measurements			
Parameter (@ measured elevation)	Measured Value(s)	Specified Limit	Result
Peak luminous intensity (@ 6°)	101.6 cd	$\geq 32$ cd	Pass
Beam extent low elevation (@ -10°)	$> 16$ cd	$\geq 16$ cd	---
Beam extent high elevation (@ 35°)	16.1 cd		---
Beam spread (high elevation – low elevation)	$> 45^\circ$	$\geq 10^\circ$	Pass

Table 3

This test report was issued by LightLab without alterations or amendments





**Test Report Number LL13795-R01**  
**This report supercedes Test Report LL13795**

Results (cont)

Colorimetry			
Measured Values (x) (y)		Specified Limits	Result
0.699	0.301	Yellow boundary $y < 0.335$	Pass
		Purple boundary $y > 0.98 - x$	Pass

Table 4




Diagram 1 – Luminous intensity distribution about device at fixed elevations  
circumferential scale degrees, radial scale cd

This test report was issued by LightLab without alterations or amendments

PAGE 7 OF 8







**Test Report Number LL13795-R01**  
**This report supercedes Test Report LL13795**

Results (cont)

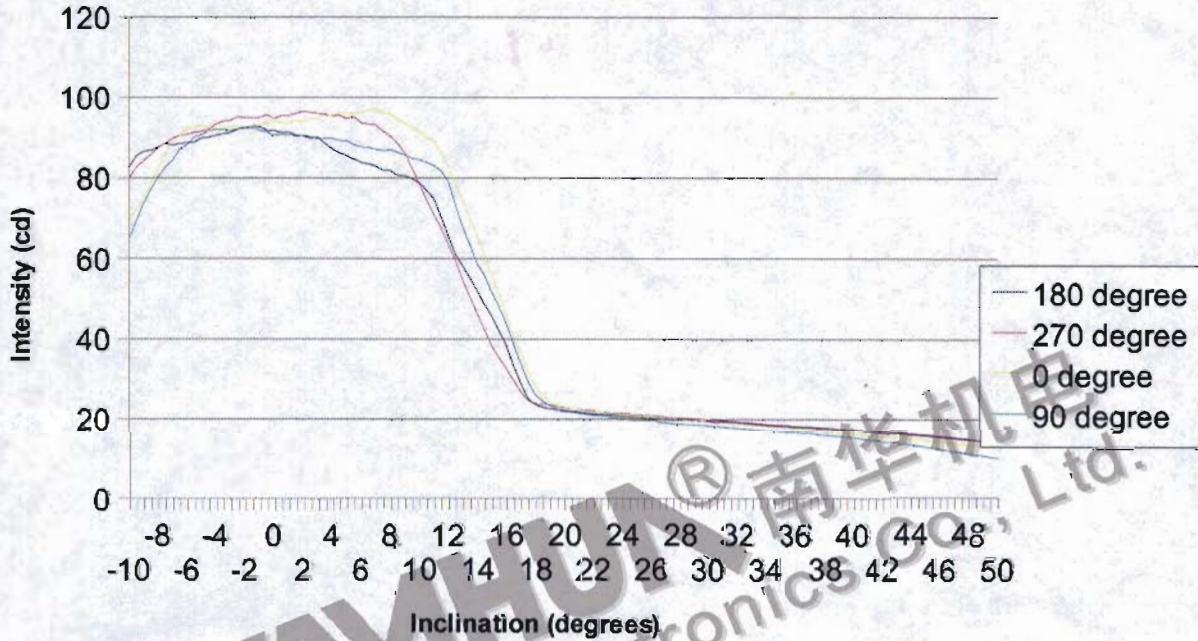


Diagram 2 – Luminous intensity distribution for given vertical planes at the azimuth angles specified

Uncertainties

At the 95% confidence level with a confidence factor  $k = 2$ , the estimated uncertainties in measurement for this test are:

Temperature	$\pm 1^\circ$ Celsius
Luminous Intensity	$\pm 4.0\%$
Voltage	$\pm 0.5\%$
Current	$\pm 0.5\%$
Power	$\pm 1\%$
CIE Trichromatic Co-ordinates	$\pm 0.003$ units

Authorised  
Signatory

(P. Lawrance)

Date of Test                      6th July 2010  
Date of Report                    22nd July 2010

This test report was issued by LightLab without alterations or amendments

Document Revision 1.3

PAGE 8 OF 8

