


# LH86(L)

## High Intensity Obstruction Light



### Products description and applicaiton

LH86(L) High-intensity aviation obstruction lights are used to mark buildings that may cause damage to aircraft. Combines with advanced LED, optical and system control technology to meet the most demanding applications. Suitable for obstacles with a height of 150 meters. Suitable for high salinity corrosion area.



### Features

- o Aluminum alloy die-cast shell, yellow electrostatic powder coating surface, anti-vibration, corrosion-resistant.
- o Anti-UV, shock-resistant PC housing; flammability level: UL94V-2.
- o Waterproof silicone seal structure.
- o Light source using LED technology, long life, low energy consumption, high efficiency.
- o Professional EMC design, anti-electromagnetic interference.
- o Wind load level:240km/h.
- o Day and night auto switch, can be controlled by local time or photocell.
- o Lamp with fault alarm detection and alarm output.
- o GPS synchronization function (optional).

### Specifications

Standard	CAAC	MH/T 6012-2015 , AC-137-CA-2017	Aviation Obstruction Light
	ICAO	ICAO Annex 14 Volume I, Eighth Edition	Aerodrome Design and Operations
	FAA	Advisory Circular 150/5345-43J	Specification for Obstruction Lighting Equipment

Electrical parameters		Mechanical parameters	
Input Voltage	220V (~)/50Hz/60Hz	Operating temperature	-40°C ~ +55°C
Rated Power	90W (daytime)	Ambient humidity	0% ~ 95% RH(No condensation)
Surge Lightning Protection	IEC61000-4-5 L- N ±3kV IEC61000-4-5 L- PE ±6kV IEC61000-4-5 N- PE ±6kV	Storage temperature	-55°C ~ +70°C
Electrostatic discharge	IEC61000-4-2 Contact discharge 8kV	IP rate	IP65
		Weight	20Kg

### Meteorological

Light source	LED
LED lifespan	≥100,000h
Signal Type	flashing
Flash Rate	40FPM
Horizontal Beam Spread	90°
Vertical Beam Spread	≥3°
Intensity	Day time: 200,000±25%cd Dawn / Dusk: 20,000±25%cd Night: 2000±25%cd
On/Off level	Night(<50Lx),Dawn(50-500Lx),Day time(>500Lx),Dusk(50-500Lx)

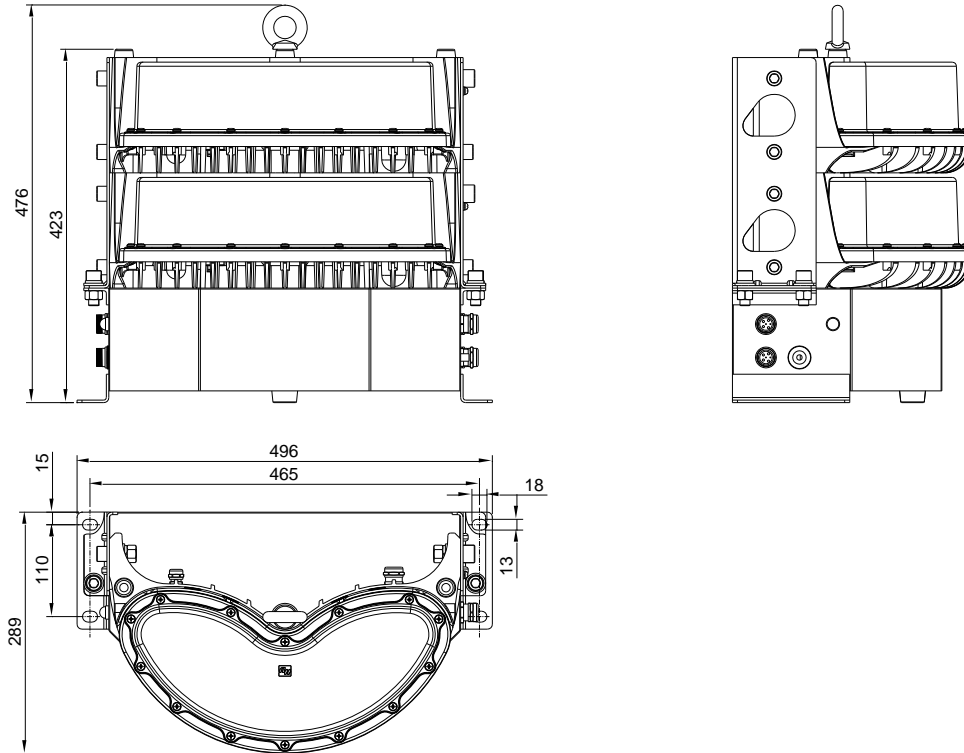
# LH86(L)

## High Intensity Obstruction Light

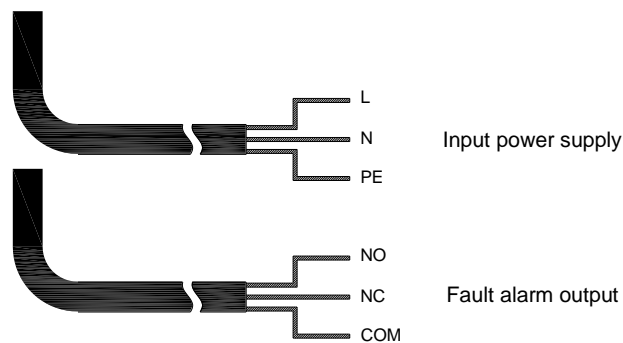


### Mounting dimensions

Unit:mm



### Wiring diagram



### Installation method of use

- Please install the light horizontally, and make sure the mounting plane has sufficient strength; the mounting bracket can also be customized according to the specific situation.
- When installation, please stay away from the nearby light source, at the same time, ensure the photocell will not be blocked by the near objects(suitable for the type with photocell).
- Make sure the power supply can match the rated power of the light before connecting.
- GPS synchronization test should be in the outdoor environment without any block. Synchronization takes about 30 minutes (Only suitable for the type of synchronization with GPS).
- According to the mark on the wiring label of the lamp lead out wire, connect the power cable and alarm cable correctly, please pay attention to the positive and negative polarity of DC voltage.
- The default factory setting of the flash rate is 40 times/ min. If need customized, please inform the lamp manufacturer when purchasing.

**Note:** When the input voltage is in 220V(-):

# LH86(L)

## High Intensity Obstruction Light



If using 1.5mm<sup>2</sup> cable as incoming power cable , The maximum distance from the electrical cabinet to the light is 762m.

If using 2.5mm<sup>2</sup> cable as incoming power cable , The maximum distance from the electrical cabinet to the light is 762m.

### Precautions

- For high-power lamp , the surface temperature is high, it cannot be covered. And the distance from the object no less than 3m, to avoid burns or fire.
- The part of material of products is PC( like lamp cover and lamp shell ), so it cannot direct or indirect touch the organic solvent, such as industrial alcohol, banana oil, isopropyl alcohol, carbon tetrachloride, cyclohexanone and so on, otherwise, the product will be corrosion.
- If there is a temperature rise during operation, it is normal.
- It with delay judgment after photocell change detected which as normal phenomenon.
- Fault alarm will be delayed, is a normal phenomenon(For example, the maximum 24-hour delay of photocell fault, the maximum 1 hour delay of GPS fault ).
- Please do not open any components inside by yourself and do not look light horizontally to protect your eyes when light is working.
- This product is sealed structure, non-professional maintenance personnel do not disassemble, once discovered, the company will not warranty.
- Light has own lead out wire, it can not be dismantled; the power cord is Z type for connection, to make sure the IP rate of the product in IP65 , It must need use the waterproof connectors and junction boxes which IP rate is higher than IP65 between the lead wire. Light will be scrapped if the cable was damaged.

Thanks for choosing our products, NANHUA Electronics is the professional brand of signal transmission and high quality industrial lighting which is trusted and loved by global users from various industries. Read and understand these instructions completely and carefully. Wrong installation and operation may lead to fires, electric shock, and others. Due to our continued efforts to improve our products, product specifications are subject to change without notice.

©NANHUA Electronics Co., Ltd. All rights reserved. All rights reserved. [www.nanhua.com](http://www.nanhua.com)